



Lecture 8

Continuous-Wave Laser*

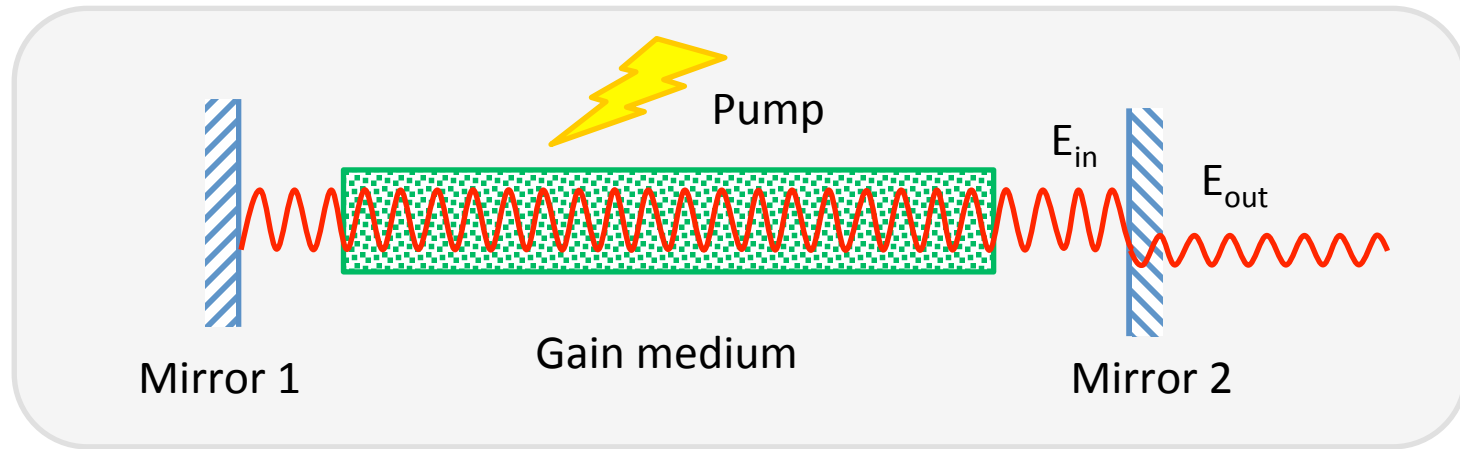
Min Yan

Optics and Photonics, KTH

Reading

- *Principles of Lasers* (5th Ed.): Chapter 7.
- Skip: 7.3.2, 7.4.2, 7.8.2.2.
- Squeeze: 7.9, 7.10.

Laser



- Rate equation (interplay between N and ϕ)
- Threshold conditions
- Steady-state N , ϕ , P_{out} , η_s
- R_2 for optimum P_{out}
- Single-mode selection, and tuning

Contents

Content	Time
1. Rate equations 1. Four-level; 2. Quasi-three-level	25'
2. Threshold and steady states 1. Four-level; 2. Quasi-three-level	15'
3. Optimum output coupling	5'
4. Single-mode selection and tuning	30'
5. Others Frequency-pulling, fluctuations	5'
Total:	80'

Contents

Content	Time
1. Rate equations 1. Four-level; 2. Quasi-three-level	25'
2. Threshold and steady states 1. Four-level; 2. Quasi-three-level	15'
3. Optimum output coupling	5'
4. Single-mode selection and tuning	30'
5. Others Frequency-pulling, fluctuations	5'
Total:	80'

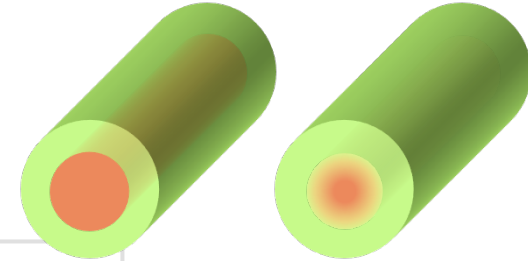
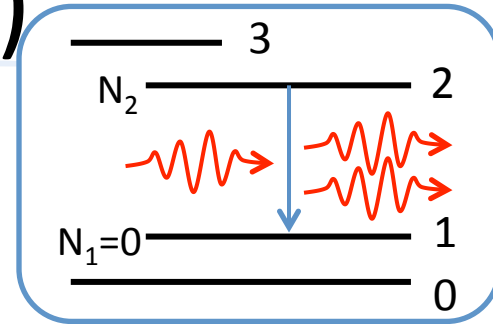
Rate equations (4L)

Stimulated emission

$$\frac{dN_2}{dt} = R_p - B\phi N_2 - \frac{N_2}{\tau}$$

$$\frac{d\phi}{dt} = V_a B\phi N_2 - \frac{\phi}{\tau_c}$$

Stimulated emission



Assumptions:

- Single-mode
- Pump & laser mode are uniform (*space-independent*)

- N_2 : Population inversion (per unit volume)
- ϕ : Total photon number
- B : Stimulated transition rate per photon per mode
- τ : Effective upper-level lifetime [radiative (Spon.E.)+nonradiative]
- V_a : Volume of the mode in the active region
- τ_c : Cavity photon lifetime

B

Laser intensity change after one round trip

$$\Delta I = I \cdot R_1 R_2 (1 - L_i)^2 \cdot \exp(2\sigma N_2 l) - I$$

Define single-trip logarithmic loss as

$$\gamma = -\frac{1}{2} \ln [R_1 R_2 (1 - L_i)^2]$$

After round trip, ΔI becomes

$$\Delta I = I \cdot \exp [2(\sigma N_2 l - \gamma)] - I$$

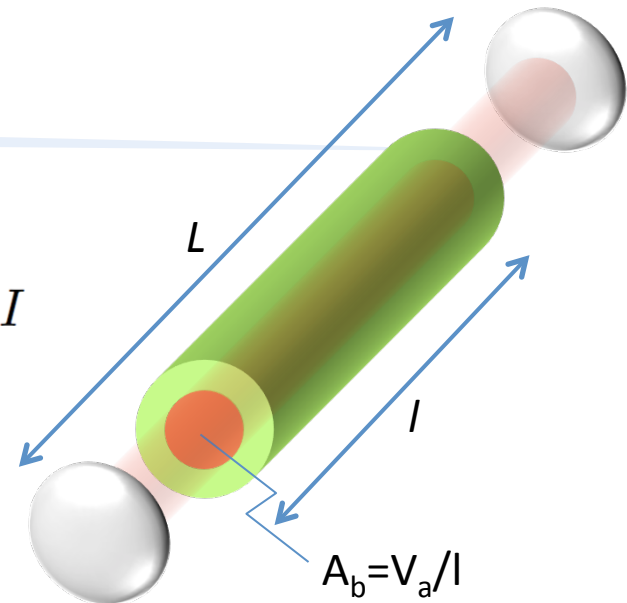
If $\sigma N_2 l - \gamma \ll 1$

$$\Delta I = 2I(\sigma N_2 l - \gamma)$$

Divide by Δt (round-trip time)

$$\frac{dI}{dt} = \frac{\sigma l c}{L_e} N_2 I - \frac{\gamma c}{L_e} I$$

$$\frac{d\phi}{dt} = V_a B \phi N_2 - \frac{\phi}{\tau_c}$$



Round-trip time: $\Delta t = 2L_e/c$,
where $L_e = L + (n-1)l$

Since $I \propto \phi$, by comparison with 2nd rate eq.

$$B = \frac{\sigma l c}{V_a L_e} = \frac{\sigma c}{V}$$

$$\tau_c = \frac{L_e}{c}$$

V: cavity mode volume

Rate equations...so what?

$$\frac{dN_2}{dt} = R_p - B\phi N_2 - \frac{N_2}{\tau}$$

$$\frac{d\phi}{dt} = V_a B\phi N_2 - \frac{\phi}{\tau_c}$$

1. CW characteristics
 - Threshold-state condition: $\phi \approx 0, N_c$
 - Steady-state condition: $d\phi/dt=0, dN/dt=0$
2. Transient characteristics
 - $\phi(t)$ and $N(t)$ can be derived if $\phi(t=0)$ and $R_p(t)$ are given
3. Output power P_{out} if $\phi(t)$ is known
4. Slope efficiency η_s , i.e. dP_{out}/dP_p

To get P_{out} :
$$I = I_0 \exp\left(-\frac{t}{\tau_c}\right) = I_0 \exp\left(-\frac{\gamma ct}{L_e}\right) = I_0 \exp\left[-\frac{(\gamma_1 + \gamma_2 + 2\gamma_i)ct}{2L_e}\right]$$

$$\frac{1}{\tau_c} = \frac{\gamma_1}{2L_e} + \frac{\gamma_2}{2L_e} + \frac{\gamma_i}{L_e} \rightarrow \left. \frac{dI}{dt} \right|_{\gamma_2} = -\frac{\gamma_2 c}{2L_e} I \rightarrow P_{out} = \phi \frac{\gamma_2 c}{2L_e} h\nu$$

Rate equations (q3L)

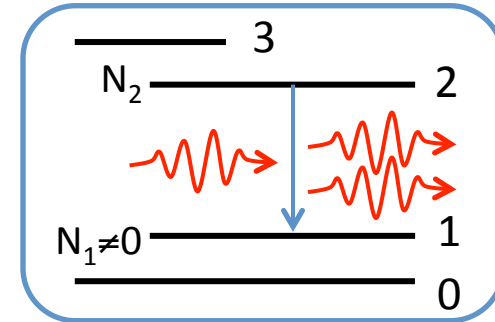
$$N_1 + N_2 = N_t$$

$$\frac{dN_2}{dt} = R_p - \phi(B_e N_2 - B_a N_1) - \frac{N_2}{\tau}$$

$$\frac{d\phi}{dt} = V_a \phi(B_e N_2 - B_a N_1) - \frac{\phi}{\tau_c}$$

$$B_e = \frac{\sigma_e c}{V}$$

$$B_a = \frac{\sigma_a c}{V}$$



If we define $f = \sigma_a / \sigma_e$ and population inversion $N = N_2 - fN_1$

$$\frac{dN}{dt} = R_p(1 + f) - \frac{(\sigma_e + \sigma_a)c}{V} \phi N - \frac{fN_t + N}{\tau}$$

$$\frac{d\phi}{dt} = \frac{V_a \sigma_e c}{V} N \phi - \frac{\phi}{\tau_c}$$

4L-case

$$\frac{dN}{dt} = R_p - \frac{\sigma c}{V} \phi N - \frac{N}{\tau}$$

$$\frac{d\phi}{dt} = \frac{V_a \sigma c}{V} \phi N - \frac{\phi}{\tau_c}$$

Difference:

- Population inversion
- Stimulated emission term

Similarity:

- Same 2nd equation

Contents

Content	Time
1. Rate equations 1. Four-level; 2. Quasi-three-level	25'
2. Threshold and steady states 1. Four-level; 2. Quasi-three-level	15'
3. Optimum output coupling	5'
4. Single-mode selection and tuning	30'
5. Others Frequency-pulling, fluctuations	5'
Total:	80'

Threshold state: N_c and R_{cp} (4L)

$$\frac{dN}{dt} = R_p - B\phi N - \frac{N}{\tau}$$
$$\frac{d\phi}{dt} = V_a B\phi N - \frac{\phi}{\tau_c}$$

Note: Small amount of photons ϕ_i exist due to spontaneous emission

In 2nd equation, let $d\phi/dt=0$:

$$N_c = \frac{1}{BV_a\tau_c} = \frac{\gamma}{\sigma l}$$

Physically: gain=loss

In 1st equation, let $dN/dt=0$, $\phi \approx 0$, and $N=N_c$:

$$R_{cp} = \frac{N_c}{\tau} = \frac{\gamma}{\sigma l\tau}$$

Steady state: $N_0, \phi_0, P_{out}, \eta_s$ (4L)

$$\frac{dN}{dt} = R_p - B\phi N - \frac{N}{\tau}$$

$$\frac{d\phi}{dt} = V_a B\phi N - \frac{\phi}{\tau_c}$$

Steady lasing state: constant $R_p > R_{cp}$

In 2nd equation, let $d\phi/dt=0$: $N_0 = \frac{1}{BV_a\tau_c} = \frac{\gamma}{\sigma l}$

In 1st equation, let $dN/dt=0$, and $N=N_0$:

$$\phi_0 = V_a\tau_c \left(R_p - \frac{N_0}{\tau} \right) = V_a\tau_c (R_p - R_{cp})$$

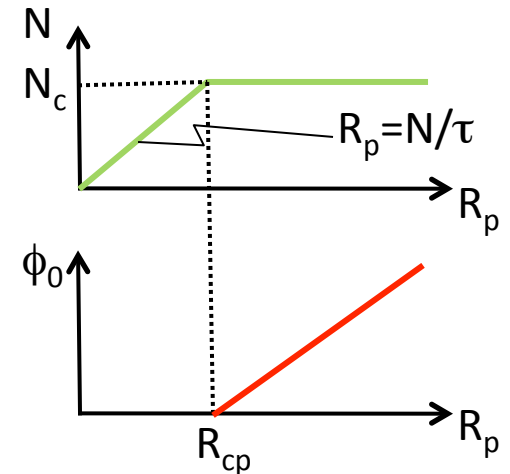
$$\phi_0 = V_a N_0 \frac{\tau_c}{\tau} \left(\frac{R_p}{R_{cp}} - 1 \right) = V_a N_0 \frac{\tau_c}{\tau} \left(\frac{P_p}{P_{th}} - 1 \right)$$

The output power $P_{out} = \phi_0 \frac{\gamma_2 c}{2L_e} h\nu = (A_b I_s) \frac{\gamma_2}{2} \left(\frac{P_p}{P_{th}} - 1 \right)$

N_0 and τ_c are known

I_s : saturation intensity $I_s = \frac{h\nu}{\sigma\tau}$

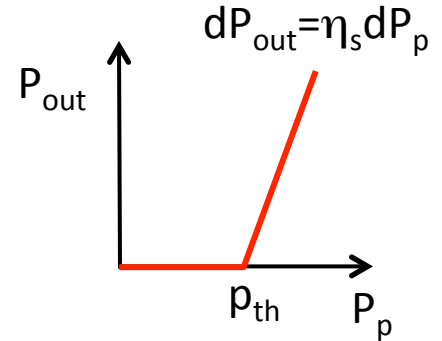
A_b : laser beam cross-section area $A_b = \frac{V_a}{l}$



Steady state: $N_0, \phi_0, P_{out}, \eta_s$ (4L)

Slope efficiency $\eta_s = \frac{dP_{out}}{dP_p} = (A_b I_s) \frac{\gamma_2}{2} \frac{1}{P_{th}}$

Special case: lamp and diode (transverse) pumping
(active medium is uniformly pumped)



Since $P_{th} = \frac{\gamma}{\eta_p} \frac{h\nu_{mp} A}{\tau \sigma}$ ← $R_{cp} = \frac{\gamma}{\sigma l \tau}$
 $R_{cp} = \eta_p \frac{P_{th}}{A l h\nu_{mp}}$

$$\eta_s = \eta_p \cdot \frac{\gamma_2}{2\gamma} \cdot \frac{h\nu}{h\nu_{mp}} \cdot \frac{A_b}{A}$$

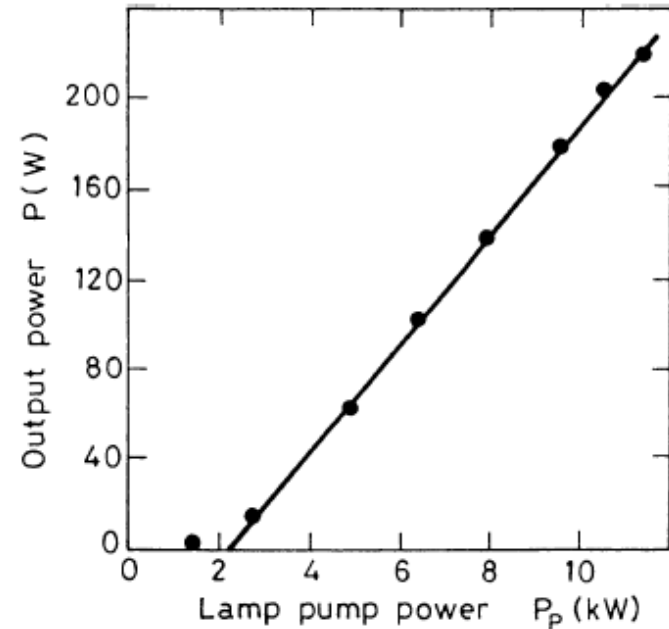
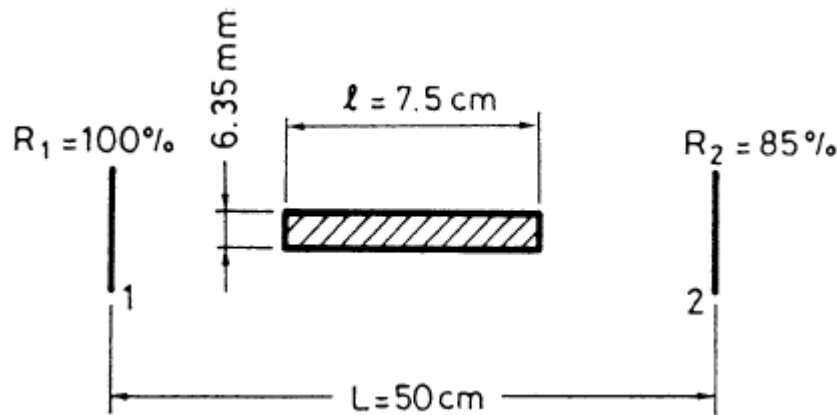
$$= \eta_p \cdot \eta_c \cdot \eta_q \cdot \eta_t$$

- Transverse efficiency
- Quantum efficiency
- Output coupling efficiency
- Pump efficiency



Nd:YAG example

1% atomic doping, lamp-pumped



- Multi-mode \rightarrow Space-independent model approximately valid
- $P_{th} = 2.2 \text{ kW}$
- $\eta_s = 2.4\%$
- $N_c \approx 5.7 \times 10^{16} \text{ ions/cm}^3$; $N_{tot} = 4.1 \times 10^{20} \text{ ions/cm}^3$; PI fraction: 0.04%

Q: how to calculate N_c from the figure and other parameters?

Threshold and steady states (q3L)

$$N_c = \frac{V}{V_a \sigma_e c \tau_c} = \frac{\gamma}{\sigma_e l} \quad \leftarrow \left[\frac{d\phi}{dt} = 0 \right]$$

$$R_{cp} = \frac{f N_t + N_c}{(1 + f) \tau} \quad \leftarrow \left[\frac{dN}{dt} = 0, \phi = 0, N = N_c \right]$$

$$P_{th} = \frac{h\nu_p (f N_t + N_c) A l}{\eta_p \tau (1 + f)} \quad \leftarrow \left[\frac{dN}{dt} = \frac{d\phi}{dt} = 0 \right]$$

$$= \frac{\gamma(1 + B) h\nu_p}{\eta_p \tau} \frac{A}{\eta_e + \eta_a}$$

$$P_{out} = \frac{A_b(1 + B) h\nu \gamma_2}{\eta_e + \eta_a} \frac{1}{\tau} \frac{1}{2} \left(\frac{P_p}{P_{th}} - 1 \right)$$

$$\eta_s = \frac{dP_{out}}{dP_p} = \eta_p \cdot \frac{\gamma_2}{2\gamma} \cdot \frac{h\nu}{h\nu_p} \cdot \frac{A_b}{A}$$

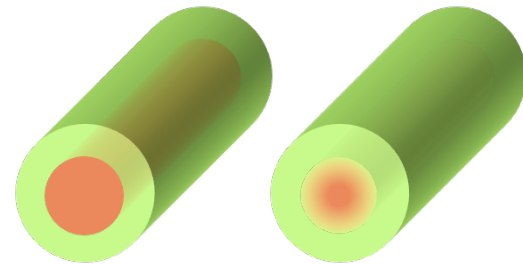
Spatial-dependent case

Pump and laser mode densities are **not** uniform

Consequence: R_p , $|u|^2$, N are no longer uniform.

Threshold conditions:

$$\langle N \rangle_c = \frac{\gamma}{\sigma l}$$
$$\langle R_p \rangle_c = \frac{\langle N \rangle_c}{\tau} = \frac{\gamma}{\sigma l \tau}$$
$$\langle N \rangle_0 = \langle N \rangle_c = \frac{\gamma}{\sigma l}$$



- P_{th} : depends on w_0 , and w_p (if longitudinal-diode pumping) or a (if transverse pumping)
- P_{out} : depends on w_0 , and w_p or a
- η_s : (especially η_t) depends on w_0 , and w_p or a

Contents

Content	Time
1. Rate equations 1. Four-level; 2. Quasi-three-level	25'
2. Threshold and steady states 1. Four-level; 2. Quasi-three-level	15'
3. Optimum output coupling	5'
4. Single-mode selection and tuning	30'
5. Others Frequency-pulling, fluctuations	5'
Total:	80'

R_2 for optimum coupling (4L)

$$P_{out} = \phi_0 \frac{\gamma_2 c}{2L_e} h\nu = (A_b I_s) \frac{\gamma_2}{2} \left(\frac{P_p}{P_{th}} - 1 \right)$$

$$\gamma_2 = -\ln R_2$$

Condition: $\frac{dP_{out}}{d\gamma_2} = 0$

or $\frac{dP_{out}}{dS} = 0$ where $S = \frac{\gamma_2}{2\gamma_i + \gamma_1}$

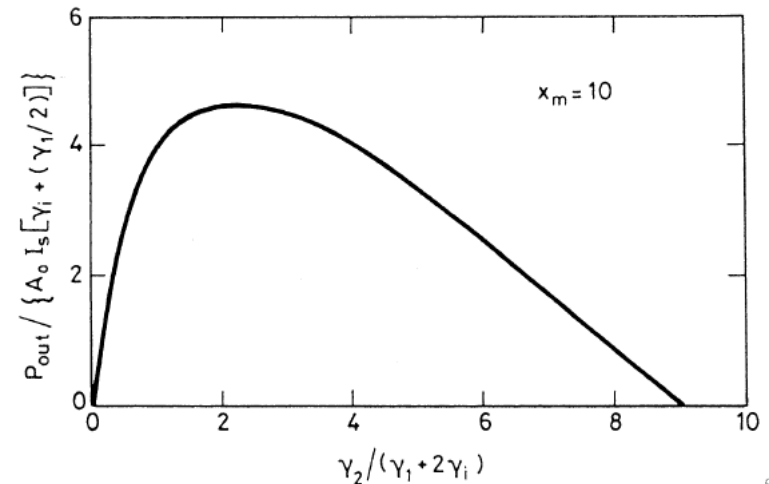
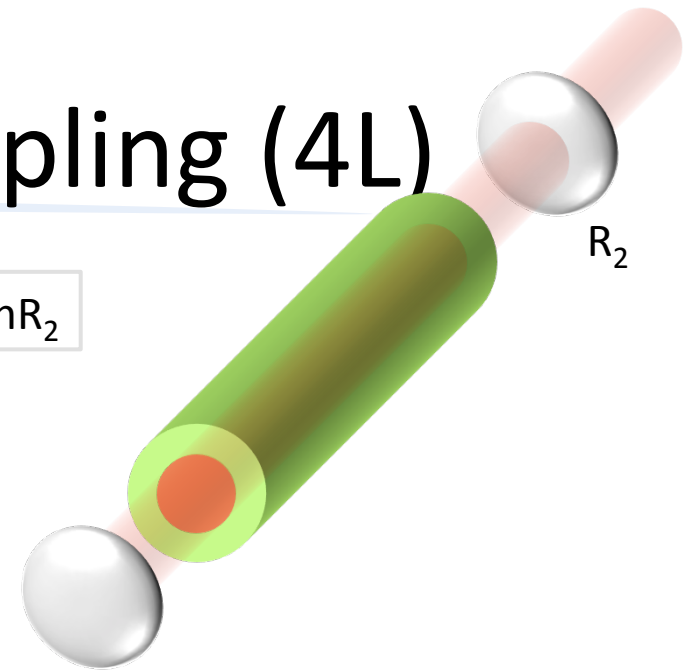
Optimum state:

$$P_{op} = \left[A_b I_s \left(\gamma_i + \frac{\gamma_1}{2} \right) \right] (\sqrt{x_m} - 1)^2$$

$$S_{op} = \sqrt{x_m} - 1$$

where $x_m = \frac{P_p}{P_{mth}}$

P_{mth} is minimum threshold pump power ($\gamma_2=0$)



Contents

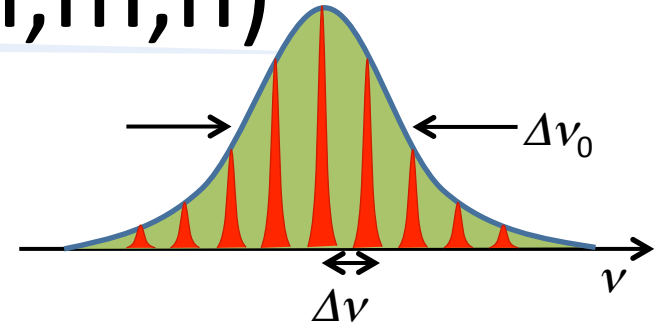
Content	Time
1. Rate equations 1. Four-level; 2. Quasi-three-level	25'
2. Threshold and steady states 1. Four-level; 2. Quasi-three-level	15'
3. Optimum output coupling	5'
4. Single-mode selection and tuning	30'
5. Others Frequency-pulling, fluctuations	5'
Total:	80'

Multimodeness (l,m,n)

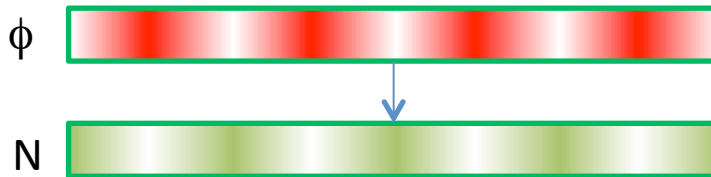
Fact: $\Delta\nu \ll \Delta\nu_0$

Reason:

$L=1\text{m} \rightarrow \Delta\nu=150\text{MHz}$
while $\Delta\nu_0=1\sim 300\text{GHz}$

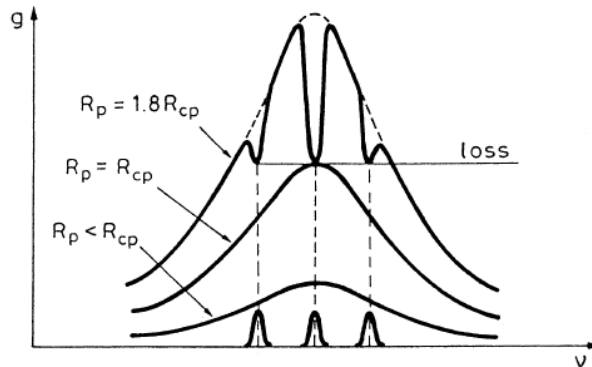


- Homogeneously-broadened gain line

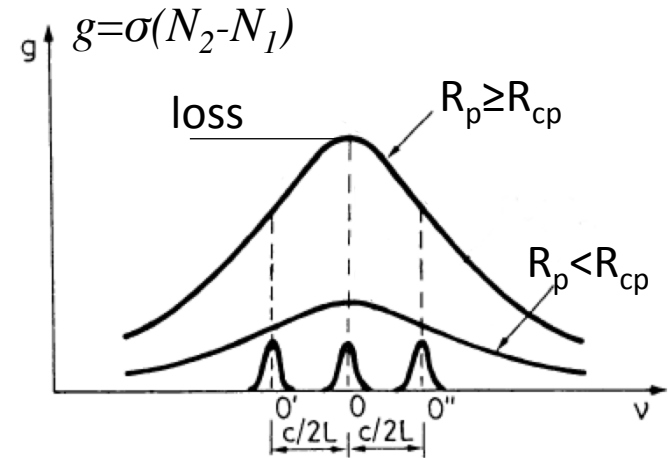


Spatial hole burning

- Inhomogeneously-broadened gain line



Spectral hole burning



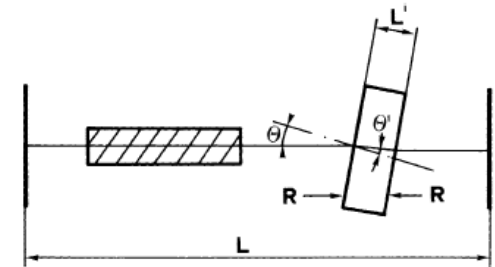
Comments:

- Spatial hole burning does not apply for inhomogeneous-line case
- Homogeneous-line case: a few modes around the gain center survive

Single-mode selection

Mode discrimination

- **Single transverse-mode selection (l,m)**
 - Aperture (Fresnel no. $a^2/(c\lambda) < 2$)
 - Unstable resonators (if active rod has large Φ)
- **Single longitudinal-mode selection (n)**
 - Shorter cavity? ($\Delta\nu \geq \frac{\Delta\nu_0}{2} \rightarrow L \leq \frac{c}{\Delta\nu_0}$)
 - Fabry-Pérot etalon
 - Ring resonators



Condition: $\frac{\Delta\nu_c}{2} \leq \Delta\nu, \frac{\Delta\nu_0}{2} \leq \Delta\nu_{fsr}$

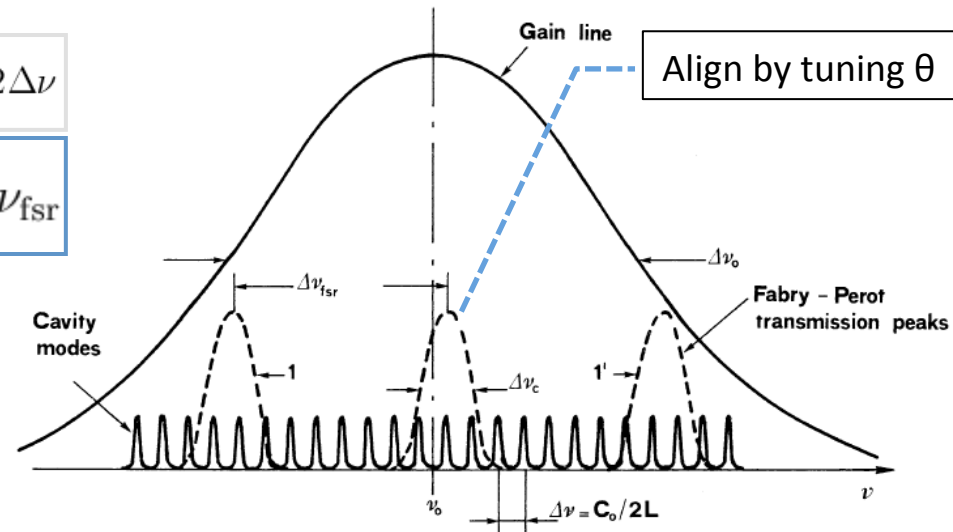
$\frac{\Delta\nu_{fsr}}{F} \leq 2\Delta\nu$

$$\frac{\Delta\nu_0}{2} \leq \Delta\nu_{fsr} \leq 2F\Delta\nu$$

Necessary condition:

$$\frac{\Delta\nu_0}{2} \leq 2F\Delta\nu = 2F \frac{c}{2L}$$

$$L \leq \frac{2Fc}{\Delta\nu_0}$$



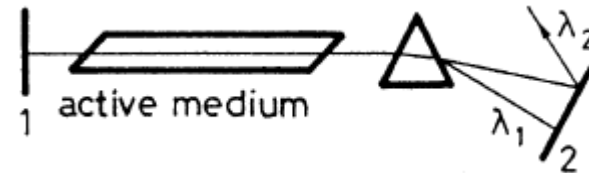
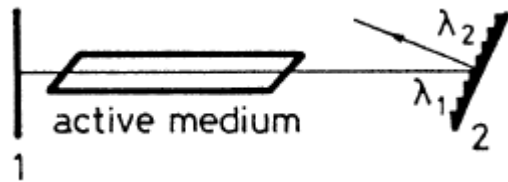
- L is relaxed by a factor of 2F
- Multiple FPs can be used

Laser tuning

Mode discrimination

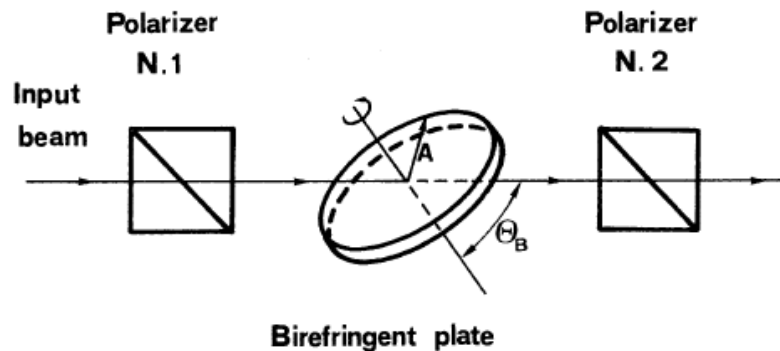
Motivation:

- To harness wide gain linewidth $\Delta\nu_0$ (dye or vibronic solid-state lasers)
- To lase at one of the many transition lines



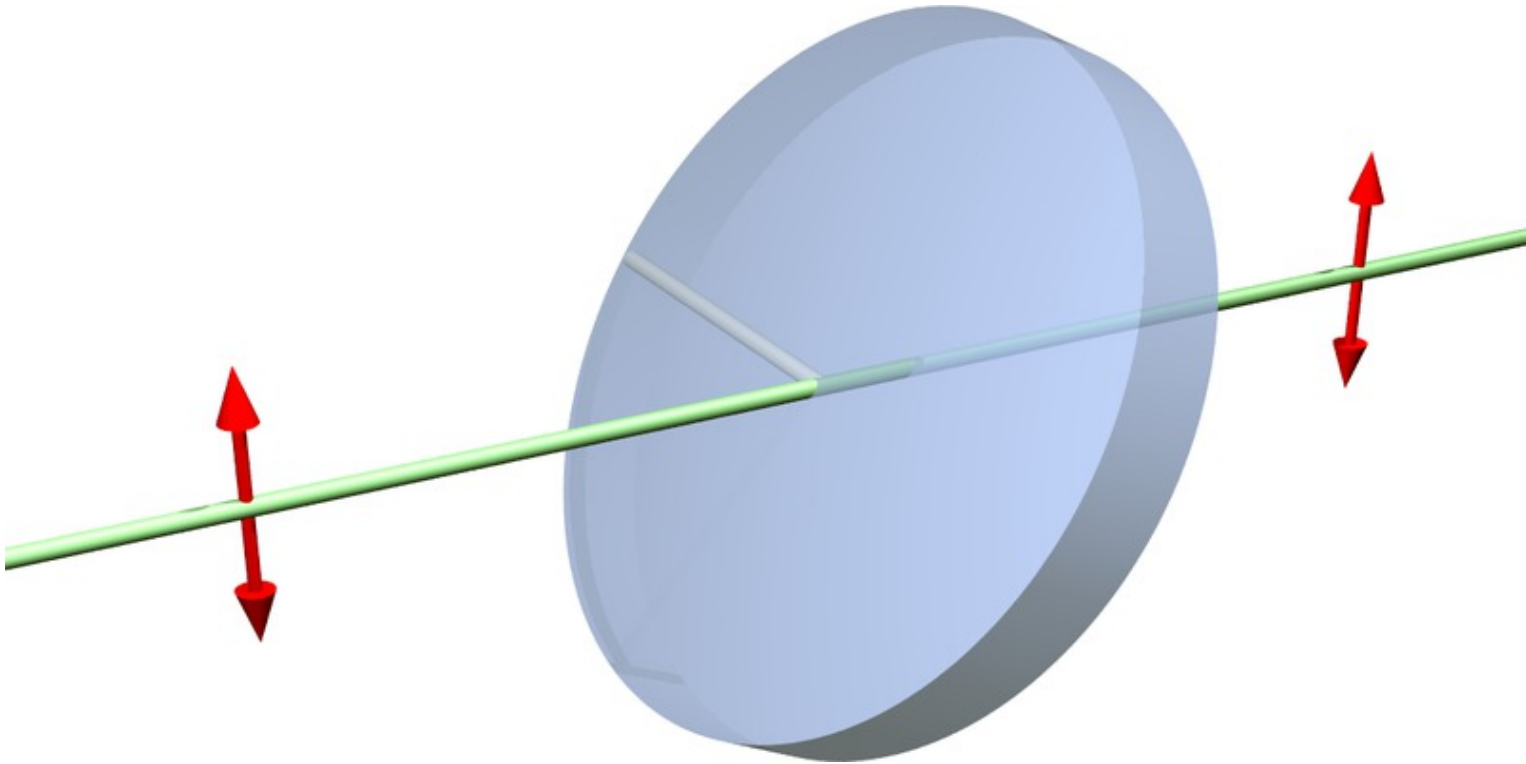
- MIR lasers
- Tuning: grating rotation

- VIS-NIR lasers
- Tuning: prism rotation



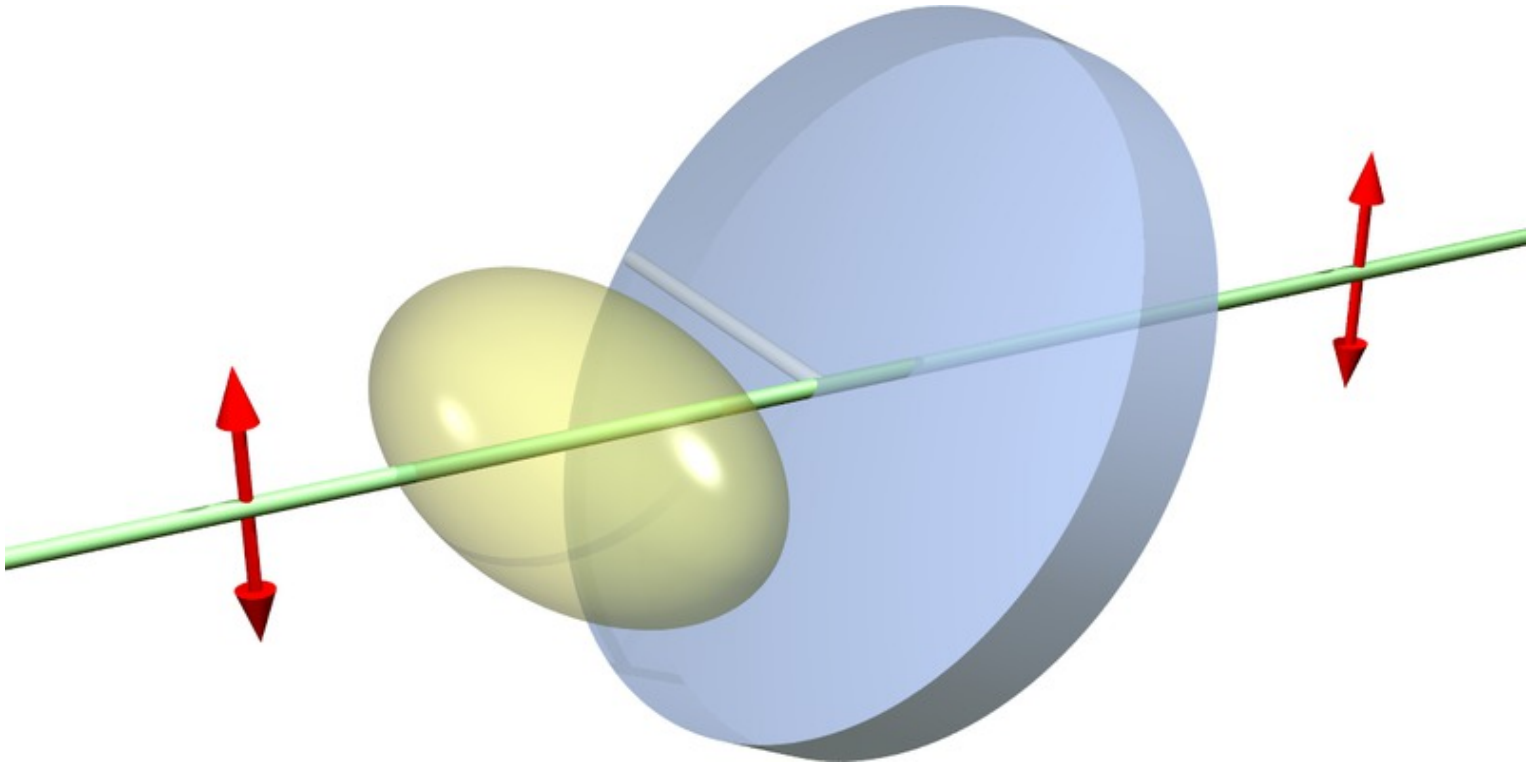
Laser tuning

$\Phi=0^\circ$



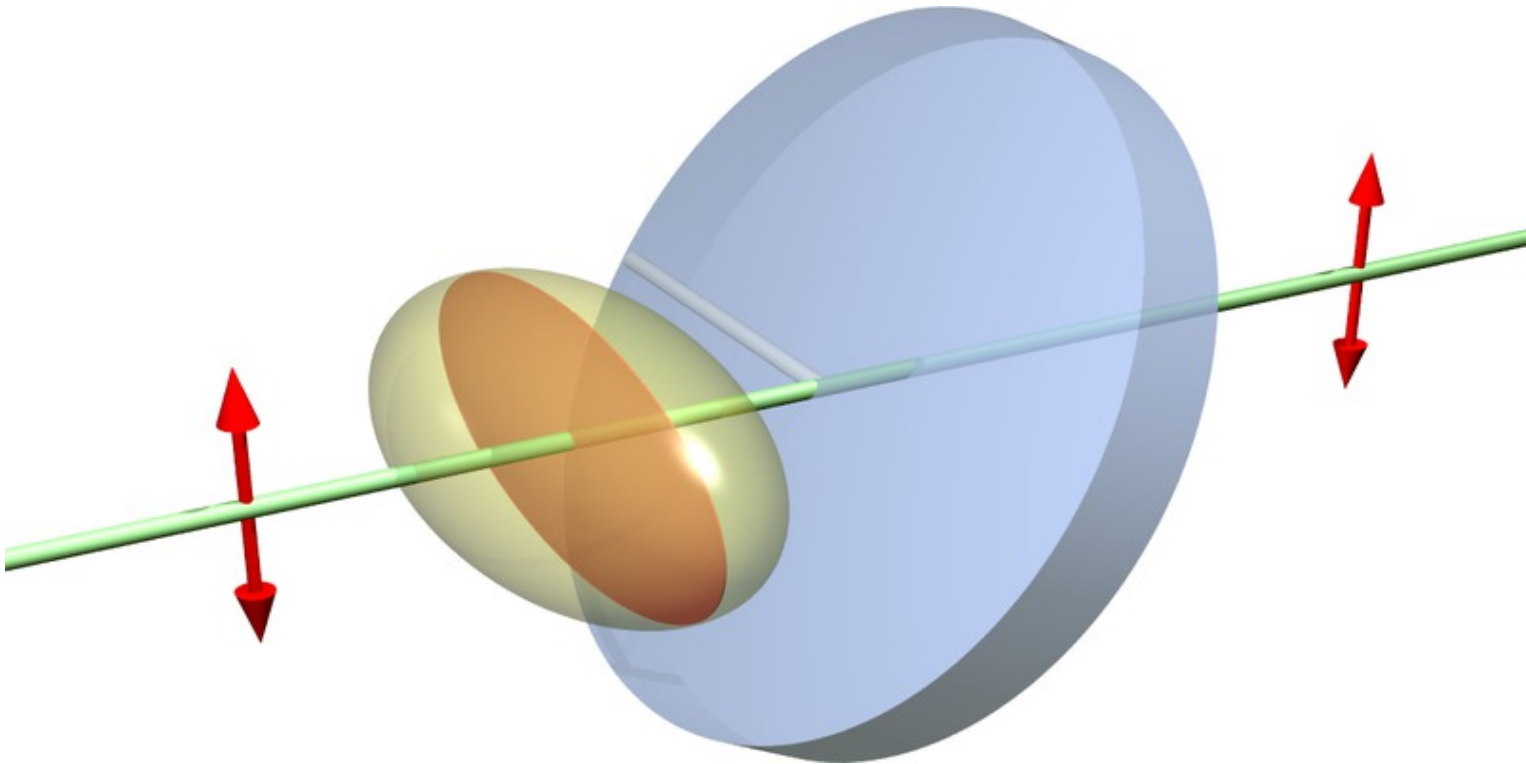
Laser tuning

$\Phi=0^\circ$



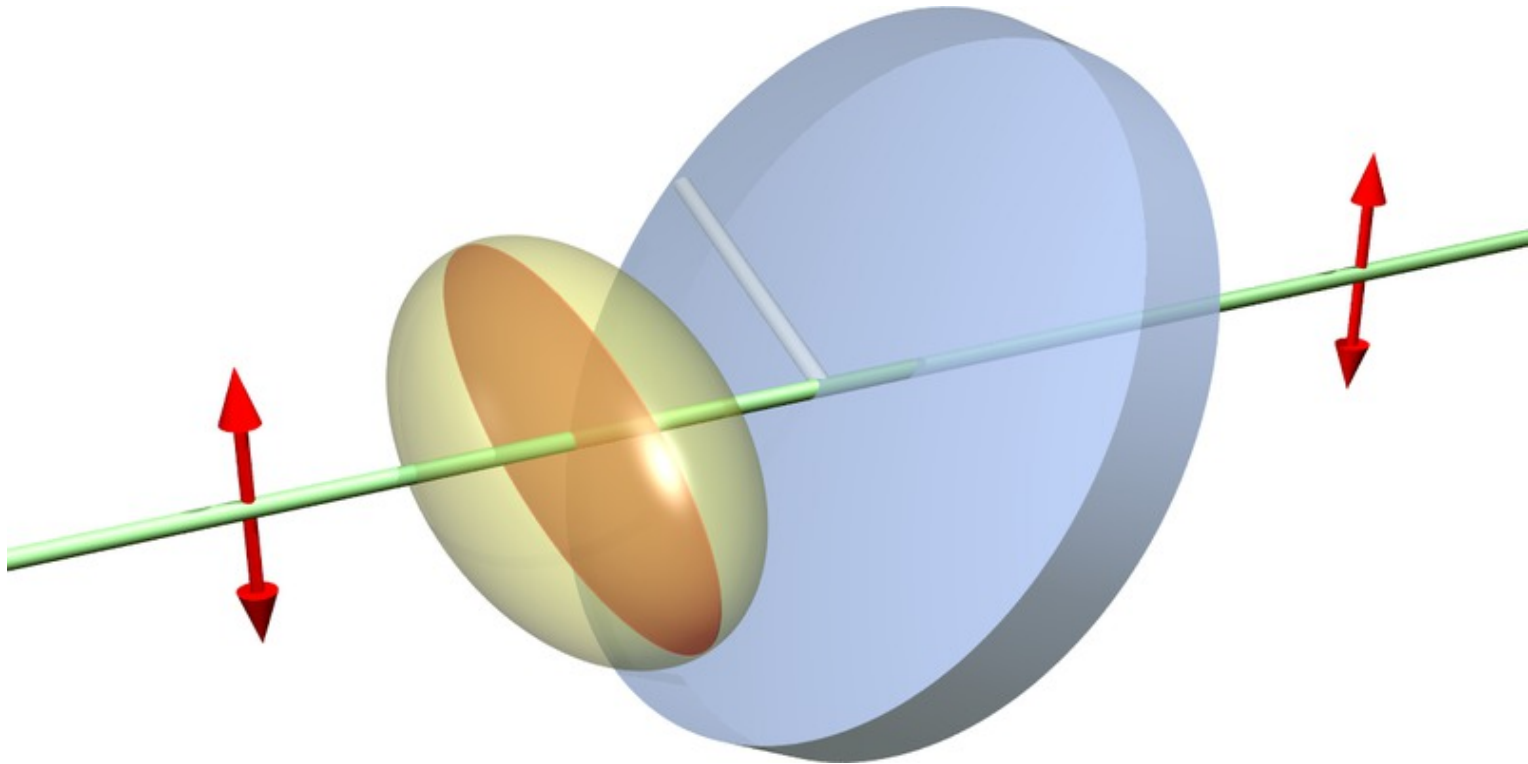
Laser tuning

$\Phi=0^\circ$



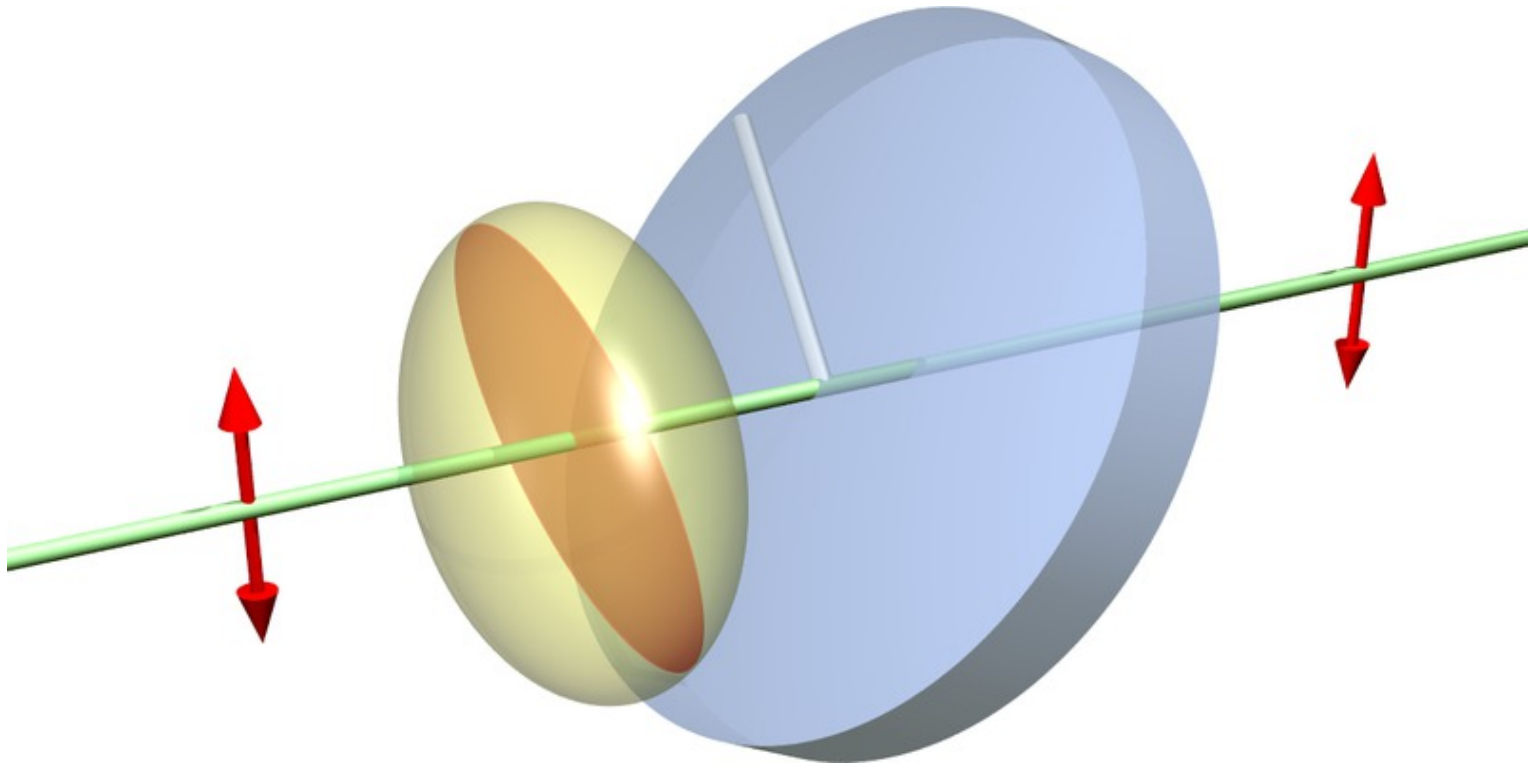
Laser tuning

$\Phi=15^\circ$



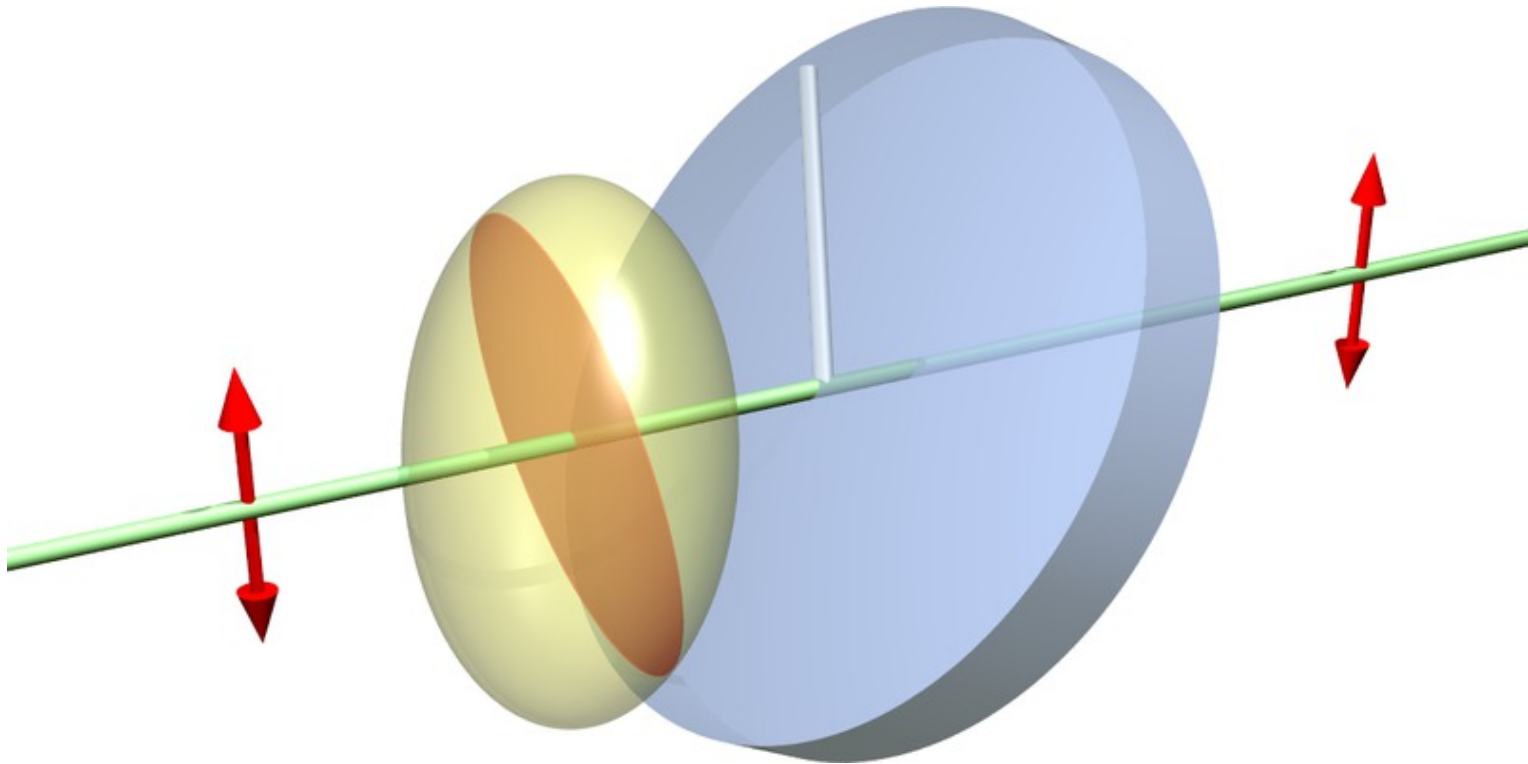
Laser tuning

$\Phi=30^\circ$



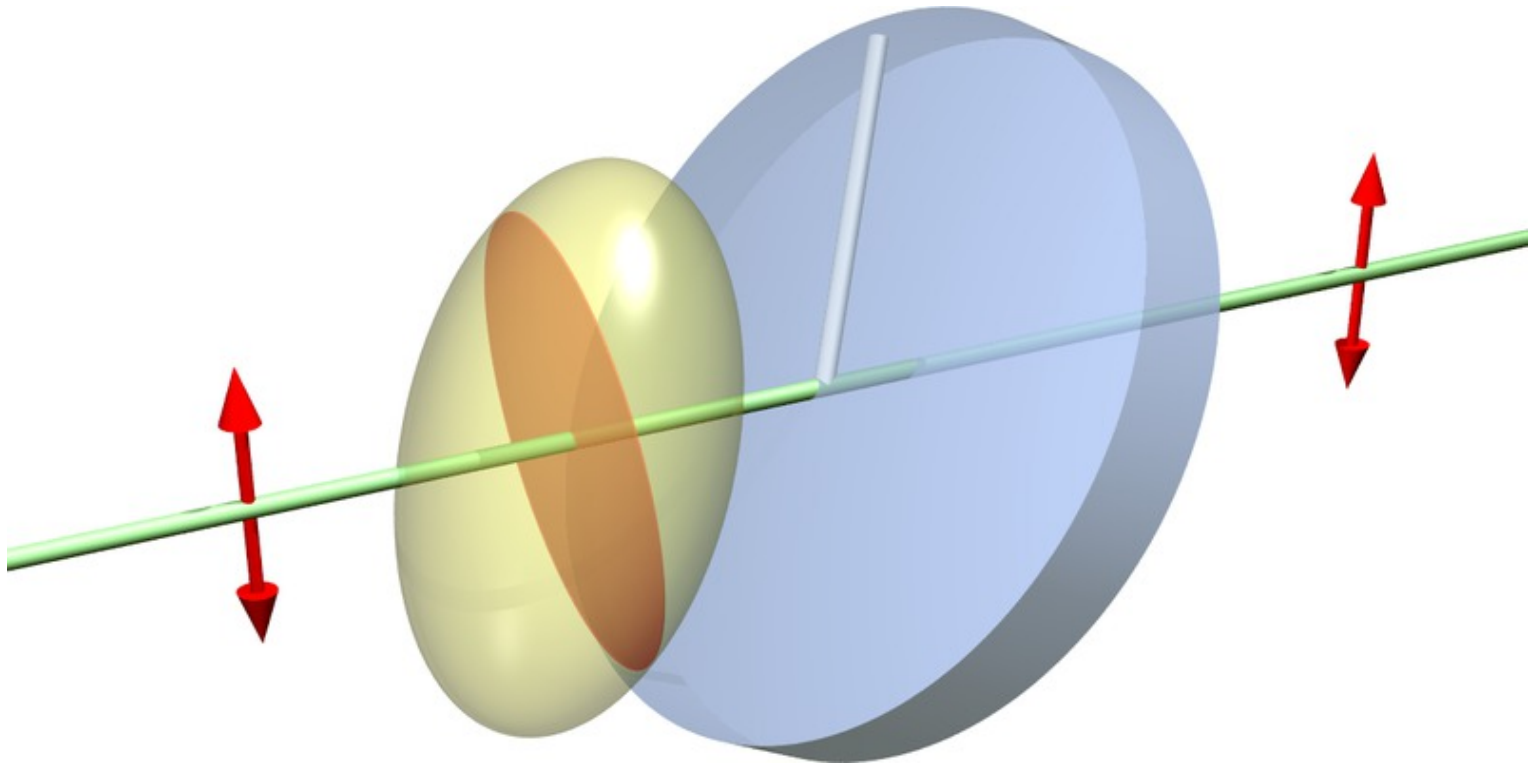
Laser tuning

$\Phi=45^\circ$



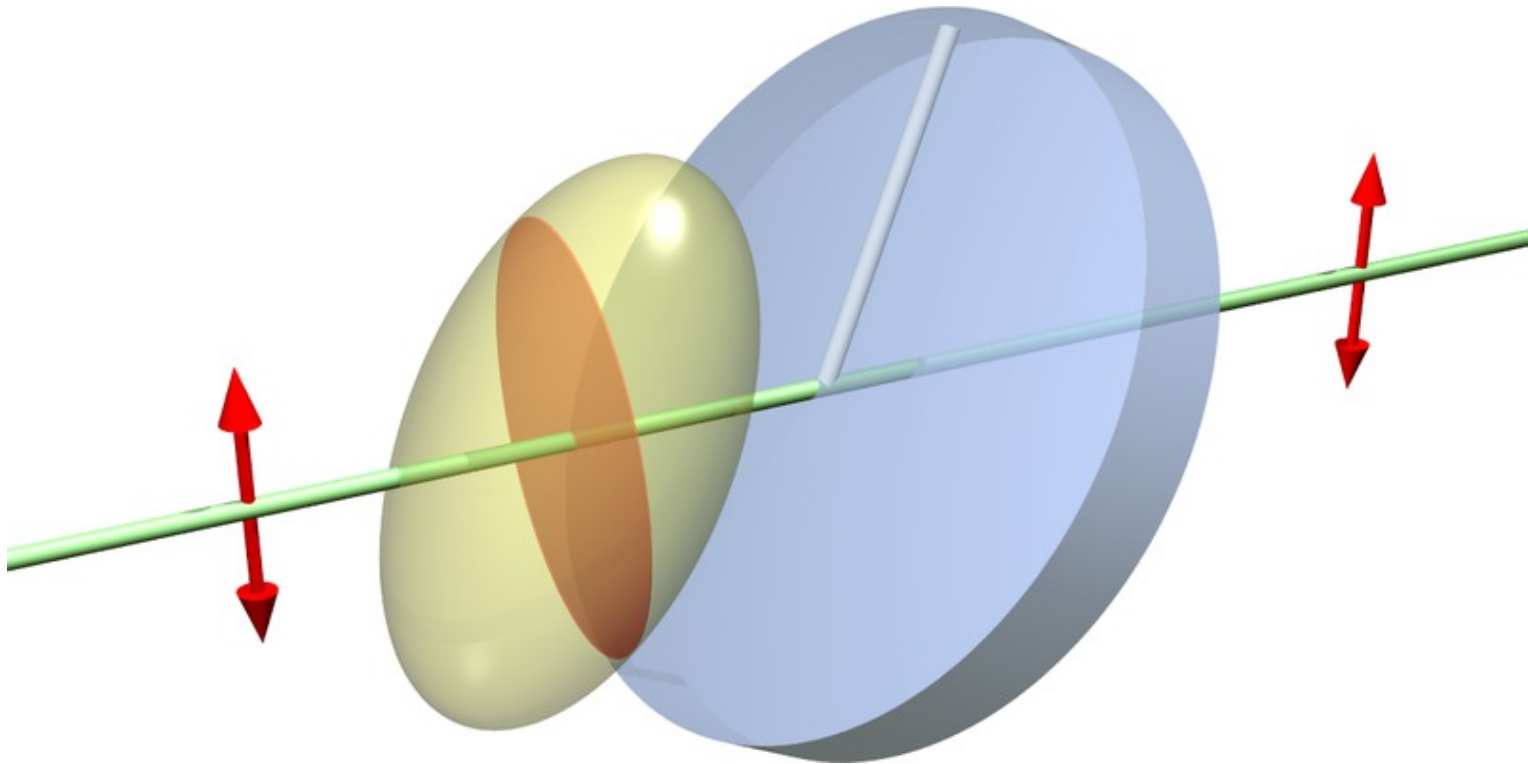
Laser tuning

$\Phi=60^\circ$



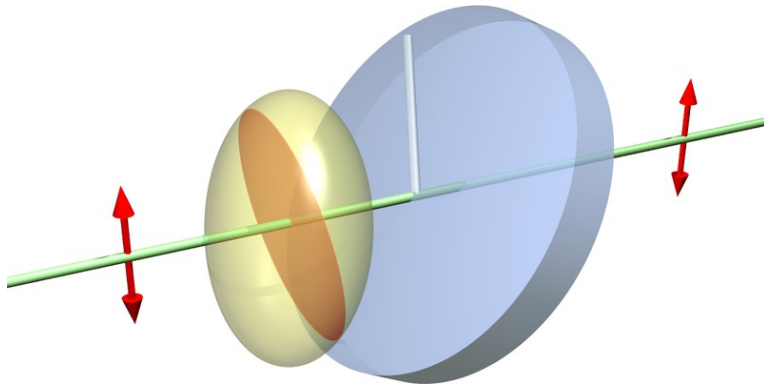
Laser tuning

$\Phi=75^\circ$



Laser tuning

$$\Phi = 45^\circ$$



- After 1st polarizer Incidence is first split into e- and o-rays

$$E_e = E_i \frac{\sqrt{2}}{2} \quad E_o = E_i \frac{\sqrt{2}}{2}$$

- After prop. through plate

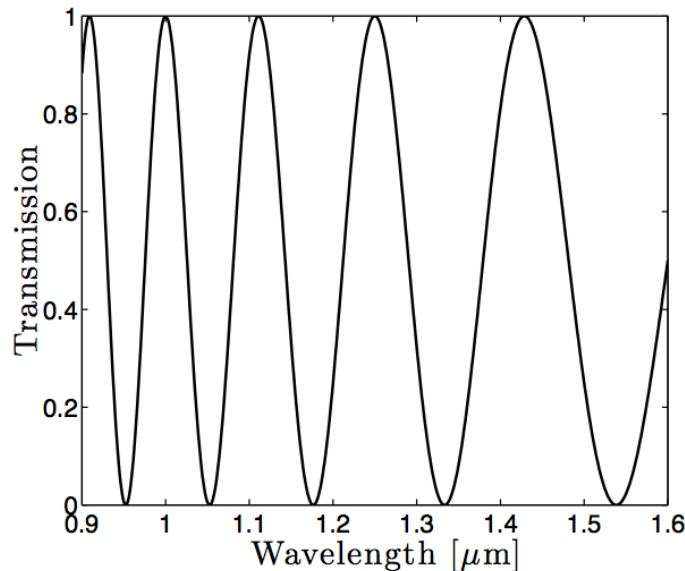
$$E'_e = E_i \frac{\sqrt{2}}{2} \cos \Delta\phi \quad E'_o = E_i \frac{\sqrt{2}}{2}$$

- After 2nd polarizer

$$\begin{aligned} E_{out} &= \frac{1}{2} E_i \cos \Delta\phi + \frac{1}{2} E_i \\ &= E_i \cos^2 \left(\frac{\Delta\phi}{2} \right) \end{aligned}$$

$$T = \cos^2 \left(\frac{\Delta\phi}{2} \right) = \cos^2 \left[\frac{\pi}{\lambda} (n_e - n_o) L_e \right]$$

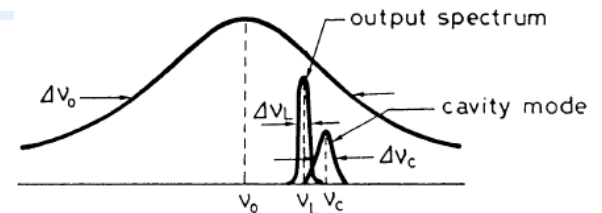
$n_e = 1.46$
 $n_o = 1.45$
 $L_e = 1\text{mm}$



Contents

Content	Time
1. Rate equations 1. Four-level; 2. Quasi-three-level	25'
2. Threshold and steady states 1. Four-level; 2. Quasi-three-level	15'
3. Optimum output coupling	5'
4. Single-mode selection and tuning	30'
5. Others Frequency-pulling, fluctuations	5'
Total:	80'

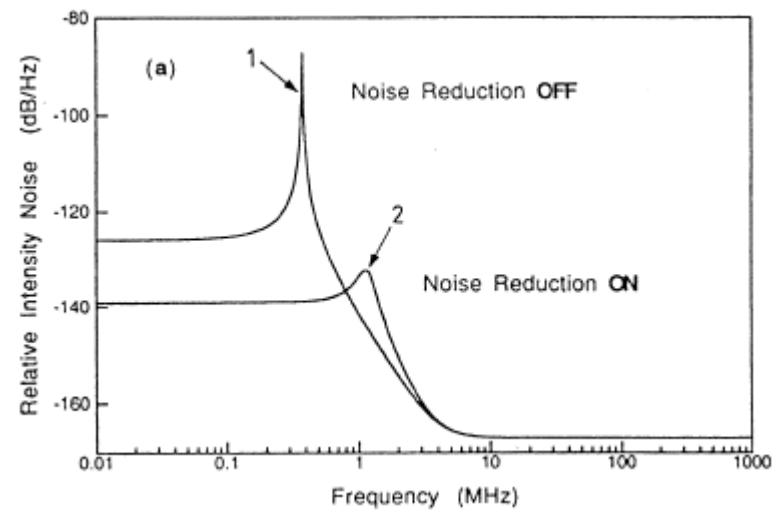
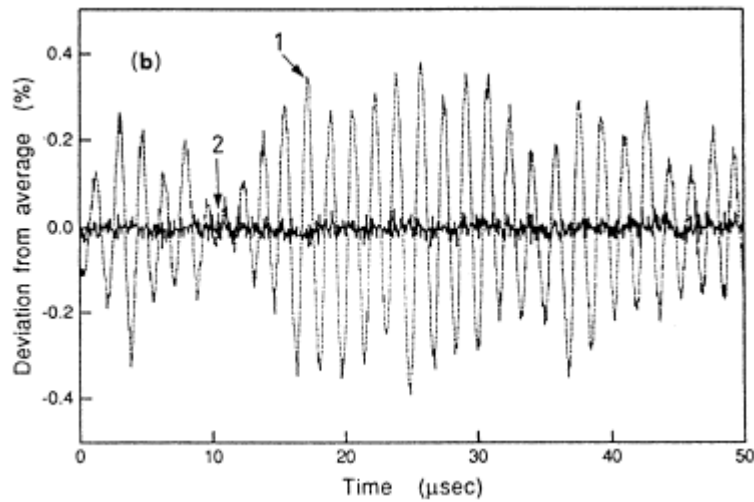
Others



$$\nu_L = \frac{\nu_0}{\frac{\Delta\nu_0}{\nu_0} + \frac{\nu_c}{\Delta\nu_c}} + \frac{\nu_c}{\frac{1}{\Delta\nu_0} + \frac{1}{\Delta\nu_c}}$$

- **Frequency pulling**
 - Formula is exact for homogeneous line
 - $\nu_L \approx \nu_0/1000 + \nu_c$ [relatively small]
- **Frequency fluctuation** [cavity length: $L_e = n(L-1) + n_a l$]
 - Long-term (>1s): T, ambient pressure
 - Short-term (<1s): mirror vibration, n or n_a change, acoustic wave
 - Stabilization: passive (isolation) or active (feedback system)
- **Intensity noise**
 - Gas: Pp, discharge, cavity
 - Dye: jet density, bubbles
 - Solid-state: Pp, cavity
 - Semiconductor: I_{bias} , E-H recombination noise
 - Reduction: feedback system

Intensity noise



Contents

Content	Time
1. Rate equations 1. Four-level; 2. Quasi-three-level	25'
2. Threshold and steady states 1. Four-level; 2. Quasi-three-level	15'
3. Optimum output coupling	5'
4. Tuning and single-mode selection	30'
5. Others Frequency-pulling, fluctuations	5'
Total:	80'